

JETCOAT™

SHOWER WALL SYSTEM



THE NEW LOOK OF TILE

Say goodbye to mortar, messy grout, and time-consuming tiling for your bath and shower. Introducing the **JETCOAT™** Shower Wall System: **A Grout-Free Solution!** It only takes a few hours to measure, cut, and adhere to the wall, which makes this a perfect DIY project for most. Just 24 hours later, the walls will be cured and ready for use. With five ultra-durable premium finishes and three different configurations, you'll never find an easier or more affordable way to give your bath the stylish and dramatic makeover you've been dreaming of.




MULTIPLE LAYERS FOR YOUR CONVENIENCE

Each waterproof panel is layered with a top clear coat that has multiple protective UV layers for wear and stain resistance. It is constructed of SPC Rigid Core board, a composite of natural marble powder and PVC powder, which provides durability while being environmentally friendly. Our **Grout-Free Solution** provides you with the look of tile, without the mess of installing or cleaning traditional tile.

MULTIPLE UV COATED TOP LAYER —————○

DIRECT PRINT LAYER —————○

SPC RIGID CORE LAYER —————○



TIME IS ON YOUR SIDE


JETCOAT™ SHOWER WALL SYSTEM INSTALLATION TIME: **HOURS**



Measure¹
Cut (Circular saw or utility knife)¹
Apply Double Sided Construction Tape
Apply Construction Grade Adhesive¹
Adhere to Wall

The **JETCOAT™** Shower Wall System can be installed over any waterproof backer board and even over tile².

TRADITIONAL RE-TILE CONSTRUCTION INSTALLATION TIME: **A FEW DAYS**³



Measure
Remove existing tile
Cut (Rent a wet-saw)
Apply Mortar
Apply Grout
Wipe away excess grout
Apply grout sealer

¹ Measuring tape, circular saw, utility knife, and adhesive are not included in the Jetcoat™ Shower Wall System kit.

² Please refer to the instruction manual on how to properly install the Jetcoat™ Shower Wall System over existing tile.

Purchase of additional trim may be required.

³ This is only an estimate of how long a re-tile installation could potentially take.

STYLES & TEXTURES

Long lasting textures that enhance the look of any shower with sophisticated style.

DRIFTWOOD




SHALE




SLATE



SANDS



QUARRY



PERFECT FIT FOR ANY SHOWER

The **JETCOAT™** Shower Wall System is easy and stress-free to install. Depending on which configuration you choose, an easy angle and lock system makes aligning the back wall panels a breeze. This technology will provide you with a seamless finish that offers our **Grout-Free Solution** to be used across all configurations in the **JETCOAT™** line.

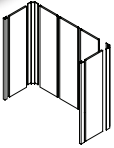
STONE



SELECTION PROCESS

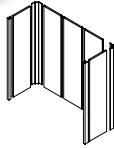
SELECT YOUR CONFIGURATION

[CONFIGURATIONS SHOWN IN QUARRY FINISH]



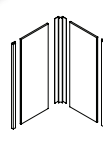
5 Panel System

Overall Dimensions
60" W x 32" D x 78" H



5 Panel System


Overall Dimensions
48" W x 34" D x 78" H



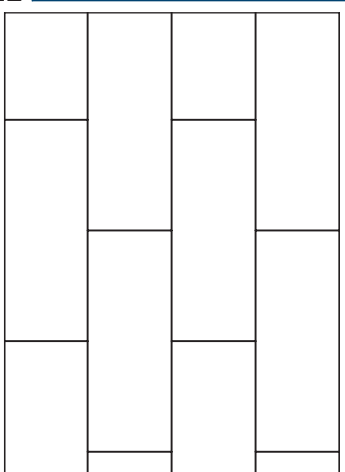
2 Panel System

Overall Dimensions
42" W x 42" D x 78" H

SELECT YOUR FINISH



TILE STYLE





**Easy
Clean**

A Grout-Free Solution

makes cleaning your shower walls a breeze, without the mess that comes with traditional tile.

**Easy
Install**

The **JETCOAT™** Shower Wall System is lightweight compared to similar products and is installed using construction grade adhesive.

**Easy
Cut**

Our walls are able to be cut, providing you with the capability to use the **JETCOAT™** Shower Wall System with any shower or bathtub configuration.

THE JETCOAT™ ADVANTAGE

- Available in five premium finishes: Sandstone, Shale, Quarry, Slate, and Driftwood
- Waterproof, fire proof, and high resistance to impact and chemicals
- Can be installed over waterproof backer board or even tile²
- A Grout-Free Solution, allowing you to have the look of tile without the messy clean-up
- Offered in 3 sizes and configurations, from a corner shower to a full surround
- Walls can be cut to fit around either a shower or a bathtub configuration
- Side panels are designed with a beveled edge, which provides a clean finish to the outer edge
- Backed by a 10 year residential & a 2 year commercial warranty
- Everything is shipped in one box: panels, optional external and internal corner trim pieces, and double sided construction tape



JETCOAT™
SHOWER WALL SYSTEM

Product photography has been reproduced
as accurately as printing technologies permit.

© 2018 FOREMOST GROUPS, INC.

GFS-8BROCHURE